



Flip-the-Flap Clock Activity

This "Flip-the-Flap" clock shows time to 5 minutes.

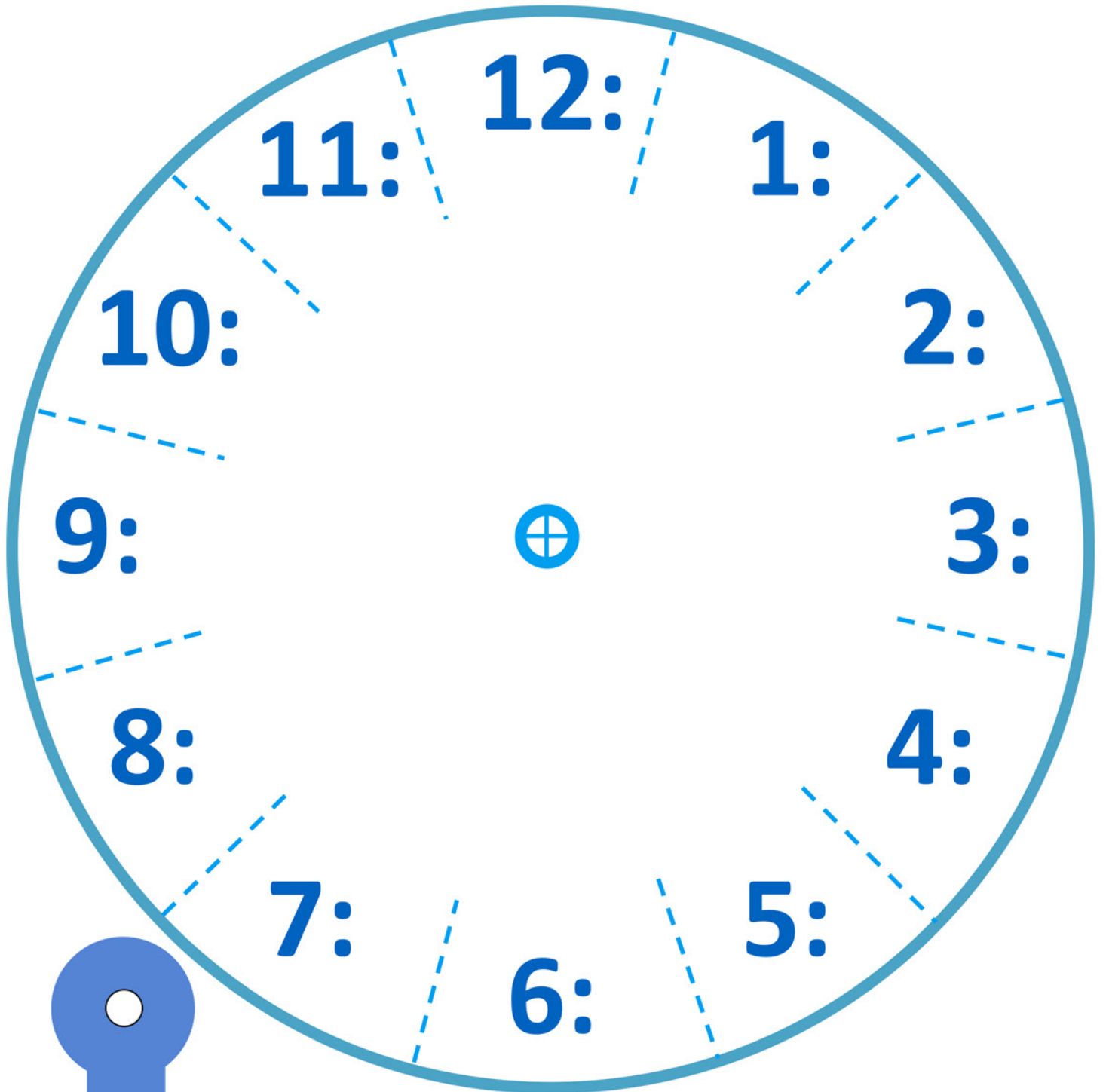
Assembly:

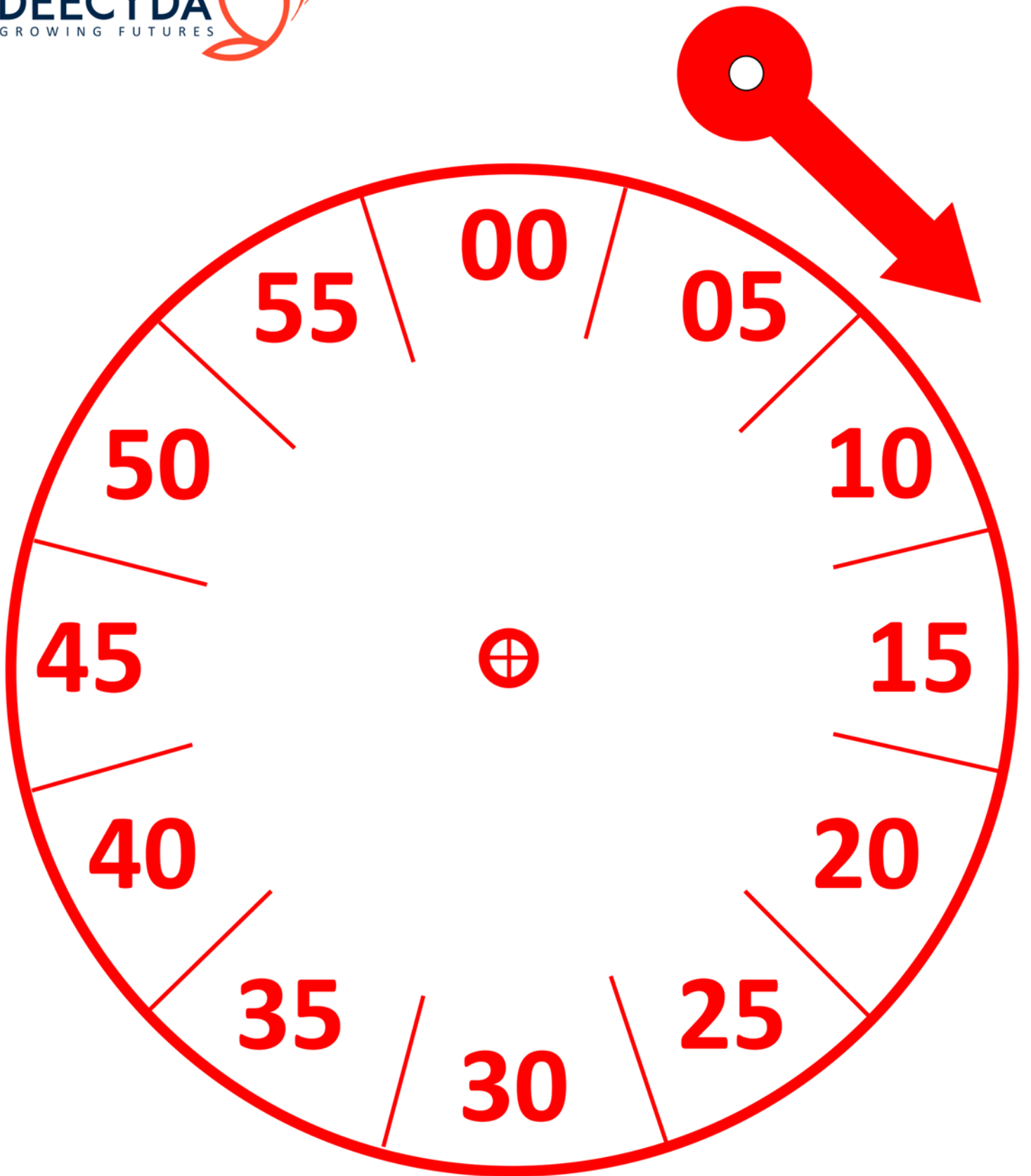
1. Print on card stock and cut clocks and hands. Note: I tried printing two on a page to save paper, but they were just too small to manipulate with the fastener in the center.
2. You may want to laminate for durability (I did), but I think they'll be fine with the card stock.
3. Place blue clock on top of red, align, and staple or glue together toward center (so they won't shift).
4. Add hands (blue on top of red) by joining with a brad fastener through the center.
5. On the top blue clock, cut along blue dotted lines (so that each blue hour numeral may be folded back to reveal the red minute numeral underneath).

I have included seven follow-up sheets: 4 showing clocks with hands and 1 without hands, so you can draw in your own.

Thank you for downloading!







Name _____

What time is it? set the hands. Make a guess. check your answer.

1. Put the hour hand on 3. Put the minute hand on 7.

what time is it? _____

2. Put the hour hand on 4. Put the minute hand on 11.

what time is it? _____

3. Put the hour hand on 6. Put the minute hand on 8.

what time is it? _____

4. Put the hour hand on 2. Put the minute hand on 12.

what time is it? _____

5. Put the hour hand on 8. Put the minute hand on 5.

what time is it? _____

6. Put the hour hand on 9. Put the minute hand on 3.

what time is it? _____

7. Put the hour hand on 10. Put the minute hand on 6.

what time is it? _____

8. Put the hour hand on 1. Put the minute hand on 9.

what time is it? _____

What time is it? set the hands. make a guess. check your answer.

1. Put the hour hand on 5. Put the minute hand on 1.

what time is it? _____

2. Put the hour hand on 6. Put the minute hand on 2.

what time is it? _____

3. Put the hour hand on 8. Put the minute hand on 11.

what time is it? _____

4. Put the hour hand on 7. Put the minute hand on 10.

what time is it? _____

5. Put the hour hand on 1. Put the minute hand on 5.

what time is it? _____

6. Put the hour hand on 2. Put the minute hand on 6.

what time is it? _____

7. Put the hour hand on 11. Put the minute hand on 4.

what time is it? _____

8. Put the hour hand on 5. Put the minute hand on 9.

what time is it? _____

What time is it?



_____ : _____



_____ : _____



_____ : _____



_____ : _____



_____ : _____



_____ : _____



_____ : _____



_____ : _____



_____ : _____

What time is it?



_____ : _____



_____ : _____



_____ : _____



_____ : _____



_____ : _____



_____ : _____



_____ : _____



_____ : _____



_____ : _____

What time is it?



_____ : _____



_____ : _____



_____ : _____



_____ : _____



_____ : _____



_____ : _____



_____ : _____



_____ : _____



_____ : _____

What time is it?



_____ : _____



_____ : _____



_____ : _____



_____ : _____



_____ : _____



_____ : _____



_____ : _____




_____ : _____




_____ : _____


What time is it?




_____ : _____




_____ : _____




_____ : _____




_____ : _____




_____ : _____




_____ : _____



_____ : _____



_____ : _____



_____ : _____